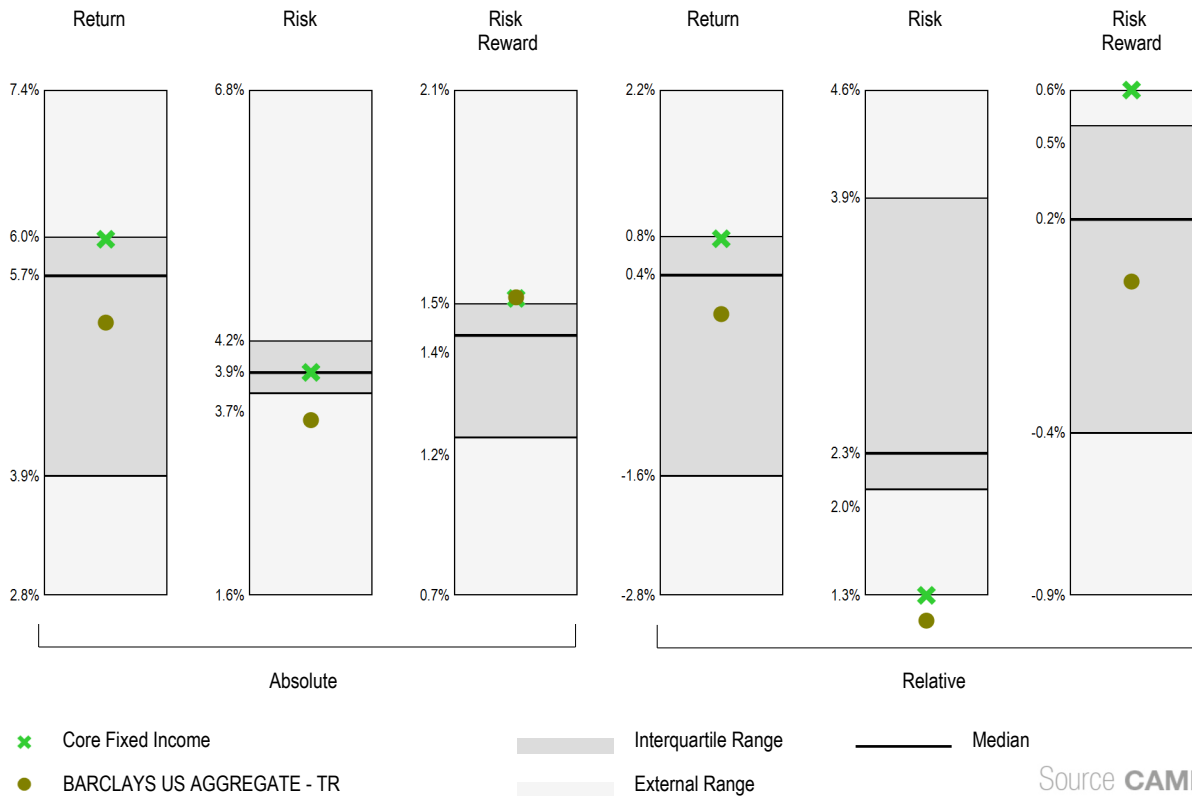


## IMPORTANT INFORMATION

This CAMRADATA Peer Group report covers Core Fixed Income (the 'Product'). CAMRADATA has prepared this Peer Group report using information included by the investment manager of the Product (the 'Manager') in the CAMRADATA Live database and by applying proprietary performance measurement criteria to such information. The Peer Group report has not been approved by the Manager. The content of this document is not intended to amount to advice or constitute a recommendation to act and should not be relied upon as such. Peer Group reports are intended to provide factual information and to be used for general evaluation only. This document is not investment research because it contains no investment recommendation and consequently, it has not been prepared in accordance with regulatory requirements relating to investment research. When preparing Peer Group reports, CAMRADATA is not influenced by any third party. Peer Group reports do not cover every fund or equivalent product available in the market. Please see the Disclaimer at the end of this document.

Universe Key Facts			
Universe	Fixed Income - Active - US - Core - Broad Market	Data	Selected Universe, 6 products
Peer Group Benchmark	BARCLAYS US AGGREGATE - TR	Period	3 years to Dec 2020
Manager	ABC Global Asset Manager	Product	Core Fixed Income
Median	5.7%	Product Return	6.02%

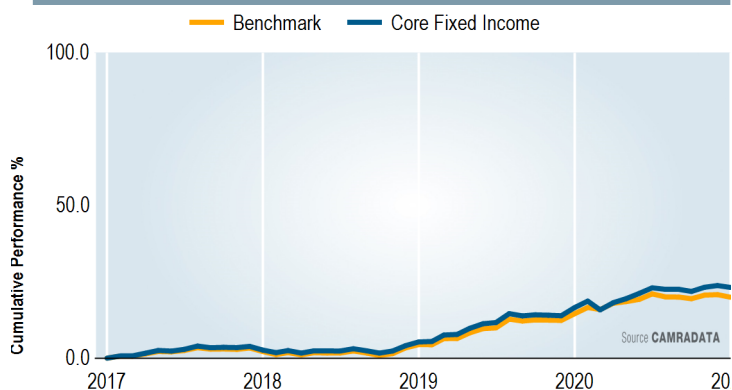


Source CAMRADATA

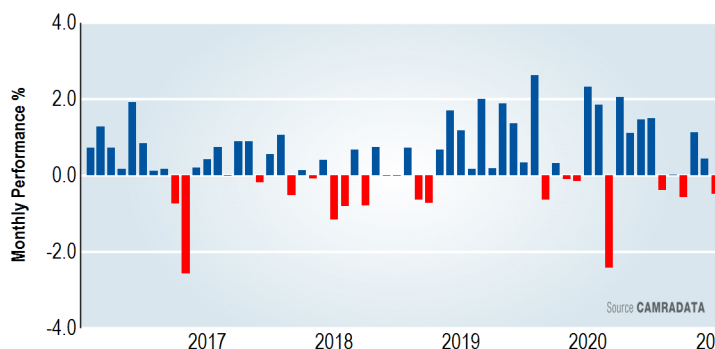
	Absolute			Relative		
	Return	Risk	Risk Reward	Return	Risk	Risk Reward
Product	6.02	3.89	1.55	0.75	1.32	0.57
Benchmark	5.27	3.4	1.55	N/A	N/A	N/A
No. of Products different from Benchmark	4 Above	1 Below	1 Above	4 Above	0 Below	4 Above
No. of Products different from Manager	2 Above	2 Below	1 Above	2 Above	0 Below	0 Above

Vehicle Key Facts			
Manager	ABC Global Asset Manager	Vehicle	Core Fixed Income
Asset Class	US Core Fixed Income		No data provided
	No data provided	Manager Benchmark	BARCLAYS US AGGREGATE - TR SINCE INCEPT.
Currency	USD	Fund Size	1,665.91m
Legal Structure	No data provided	Min Investment	15m
Inception Date	Sep 01, 1998	ISIN	No data provided

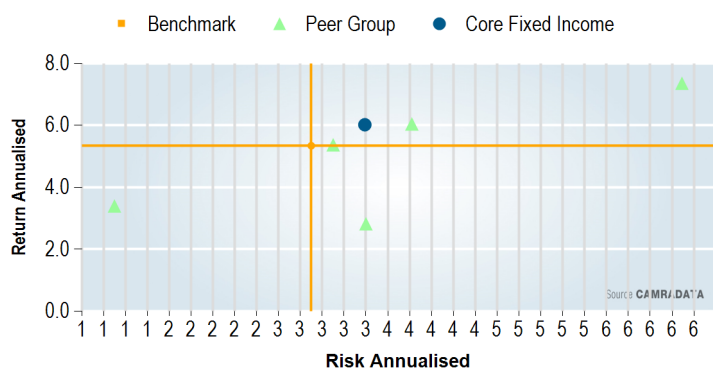
Cumulative Performance vs Benchmark



Monthly Performance Absolute



Three Year Annualised Risk/Returns ended Dec 2020



Returns (Dec 2020)

	3m	6m	1yr	3yr p.a.	5yr p.a.
Absolute	0.99%	2.10%	8.67%	6.02%	5.27%
Benchmark	0.67%	1.29%	7.51%	5.34%	4.44%
Relative	0.32%	0.81%	1.16%	0.68%	0.83%

Disclaimer

This document is produced by CAMRADATA Analytical Services Limited ('CAMRADATA'), a company registered in England & Wales with registration number 06651543. CAMRADATA is not authorised or regulated by the Financial Conduct Authority in the United Kingdom.

This document is not intended to conduct an invitation or an inducement to engage in any investment activity. It is not intended to constitute investment advice and should not be relied upon as such. This document is for general evaluation only. It does not have regard to the specific investment objectives, risk appetite, financial situation or particular needs of any particular person or class of persons and it has not been prepared for any specific person or class or persons.

This document has been produced by applying quantitative analytics and methodology proprietary to CAMRADATA to information within the CAMRADATA Live database ('Database Information') as at a particular date. CAMRADATA has not independently verified the accuracy or completeness of Database Information. CAMRADATA is wholly reliant upon third parties for the accuracy and completeness of Database Information and has no duty of care owed to you in relation to such information. The analyses provided in this document are reliant upon Database Information and accordingly may be incorrect, inaccurate or out of date. Database Information includes past performance data. Past performance is no indication of future performance. There are no guarantees that past performance will be repeated.

Although the information expressed is provided in good faith, neither CAMRADATA, its holding companies or any of its or their associates represents, warrants or guarantees that such information is accurate, complete or appropriate for your purposes and none of them shall be responsible for or have any liability to you for losses or damages (whether consequential, incidental or otherwise) arising in any way for errors or omissions in, or the use of or reliance upon the information contained in this document. To the greatest extent permitted by law, we exclude all conditions and warranties that might otherwise be implied by law with respect to the document, whether by operation of law, statute or otherwise, including as to their accuracy, completeness or fitness for purpose.

Copyright in all materials, text, articles and information contained in this document is the property of, and may only be reproduced or communicated to a third party with the prior written consent of CAMRADATA. Copyright in materials created or supplied by third parties and the rights under copyright of such parties are hereby acknowledged. CAMRADATA Analytical Services and its logo are proprietary trademarks of CAMRADATA and are registered in the United Kingdom. Unauthorised copying or distribution of this document to third parties is prohibited without prior written consent.